

## **RunT2M2 (1.0) for macOS Sierra and High Sierra**

### *Documentation*

Howard Oakley <https://eclecticlight.co>

Recent versions of macOS Sierra have prevented anyone who is logged in as an *ordinary user* (as opposed to being an *admin user*) from reading the unified log. The Time Machine Mechanic needs to read the unified log in order to check how well Time Machine is running. **RunT2M2** is one way of being able to run The Time Machine Mechanic while still logged in as an ordinary user.

If you need to run The Time Machine Mechanic (T2M2) as an ordinary user, the best way of doing so is to switch to your admin user account and log in using that. You can either log out and log back in as the admin user, or use fast user switching instead.

There are ways of running T2M2 with elevated privileges, from Terminal or AppleScript. If you know any of those, you can use them, provided that you understand the security implications which they each bring.

If you do not know those, or would rather not have to use Terminal, then you can use **RunT2M2** instead. All this little app does is use AppleScript to run the T2M2 app as the root user.

Running any app as the root user is not something which you should do unless it is essential. It exposes your Mac to a security risk, in that malware could exploit T2M2's root privileges, in an attack.

### **What you need**

- A Mac running macOS Sierra or High Sierra.
- A copy of the latest version of RunT2M2 from <https://eclecticlight.co/downloads/> (This is delivered by secure HTTPS download), and a copy of TheTimeMachineMechanic.app, which must be installed at the top level of your main / Applications folder. RunT2M2 can only run the app if a copy is located there.
- The username and password for an admin account on that Mac.

### **To run T2M2 as the root user**

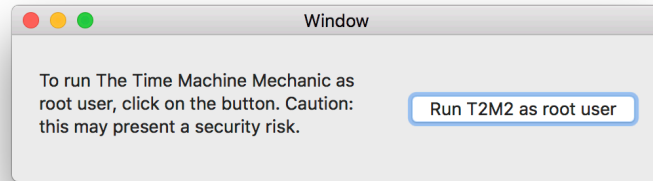
RunT2M2 uses my developer code signature, so should run normally first time after installation.

If it does not, you should still be able to use it safely. Instead of double-clicking to run it the first time, select the app icon in a Finder window, and use the Finder's *Open* command to run it. You will be prompted to confirm that you want to open it: click on the button to say that you do. After that first use, on that Mac, you should be able to use it normally. If you are told that it is damaged or the signature is incorrect, please contact me.

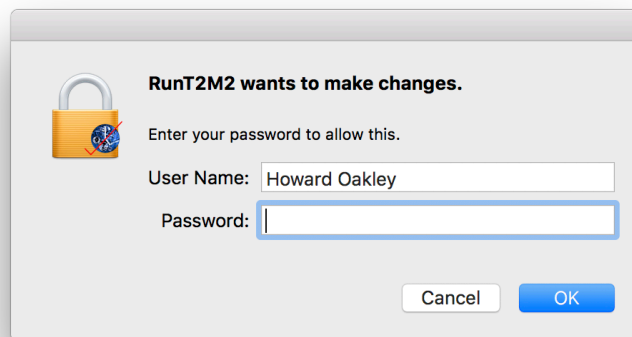
## RunT2M2 (1.0) for macOS Sierra and High Sierra

### Documentation

Howard Oakley <https://eclecticlight.co>

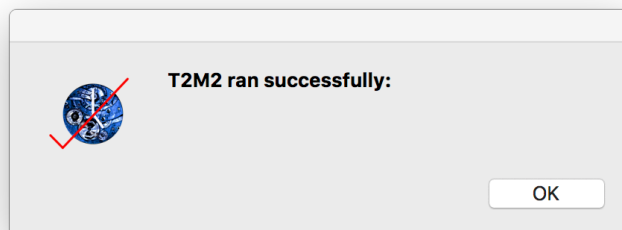


RunT2M2 will then call AppleScript to run the TheTimeMachineMechanic app. You should then be prompted to enter an admin username and its password. Note the icon displayed in this dialog, as it shows that the request is coming from RunT2M2, and not another app.



When you complete those and click on the OK button, T2M2 should be launched and run as the root user.

It is wise to leave RunT2M2 running until you quit T2M2, as it serves as a reminder that the app is still there, and running as root. When you then quit T2M2, you should see the following alert if T2M2 completed with error:



You can then quit RunT2M2.